

# S-1000 Gigabit Media Converters

 [perle.com/products/gigabit-media-converters.shtml](http://perle.com/products/gigabit-media-converters.shtml)

## 1000Base-T to 1000Base-X Fiber Mode Conversion

- 1000Base-T to 1000Base-X Fiber Media Converters
- Extend network distances up to 160km
- Advanced Features: Link Pass-Through, Far-End Fault, Auto-MDIX



### Perle's line of feature rich **Gigabit Media Converters**

transparently connect copper to fiber. Our Gigabit Ethernet to Fiber Converters provide an economical path to extend the distance of an existing network, the life of non-fiber based equipment, or the distance between two devices.

Network Administrators can "see-everything" with Perle's advanced features such as Auto-Negotiation, Auto-MDIX, Link Pass-Through, Fiber Fault Alert, and Loopback. This allows for more efficient troubleshooting and less on-site maintenance. These cost and time saving features, along with a lifetime warranty and free worldwide technical support, make **Perle's gigabit ethernet converters** the smart choice for IT professionals.

## Gigabit Media Converter Features

Auto-Negotiation (802.3ab)	The media converter supports auto negotiation. The 1000Base-X fiber interface negotiates according to 802.3 clause 37. The 1000Base-T negotiates according to 802.3 clause 28 and 40. The 1000Base-X will link up with its partner after the highest common denominator (HCD) is reached and the copper has linked up with its partner. The 1000Base-X will continue to cycle through negotiation transmitting a remote fault of offline (provided this is enabled through the switch setting) until the copper is linked up and the HCDs match.
----------------------------	--

The media converter supports auto-negotiation of full duplex, half duplex, remote fault, full duplex pause, asymmetric pause and Auto MDI-X.

Auto-MDIX with Skew Correction	Auto-MDIX (automatic medium-dependant interface crossover) detects the signaling on the 1000Base-T interface to determine the type of cable connected (straight-through or crossover) and automatically configures the connection when enabled. The media converter can also correct for wires swapped within a pair.
--------------------------------	---

The media converter will adjust for up to 64ns of delay skew between the 1000Base-T pairs.

Smart <u>Link Pass-Through</u>	When the Link Mode switch is placed into Smart Link Pass-Through mode, the 1000Base-T port will reflect the state of the 1000Base-X media converter port. This feature can be used whether fiber auto-negotiation is enabled or disabled.
--------------------------------	---

Fiber Fault Alert	With Fiber Fault Alert the state of the 1000Base-X receiver is passed to the 1000Base-X transmitter. This provides fault notification to the partner device attached to the 1000Base-X interface of the media converter. If the 1000Base-X transmitter is off as a result of this fault it will be turned on periodically to allow the condition to clear should the partner device on the 1000Base-X be using a similar technique. This eliminates the possibility of lockouts that occur with some media converters. Applies only when fiber auto-negotiation is disabled.
Pause (IEEE 802.3x)	Pause signaling is an IEEE feature that temporarily suspends data transmission between two devices in the event that one of the devices becomes overwhelmed. The media converter supports pause negotiation on the 1000Base-T fiber connection and 1000Base-X fiber connection.
Duplex	Full and half duplex operation supported.
Jumbo Packets	Transparent to jumbo packets up to 10KB.
VLAN	Transparent to VLAN tagged packets.
Remote Loopback	Capable of performing a loopback on the 1000Base-X fiber interface.
<b>Power</b>	
Input Supply Voltage	6 - 30 vDC, unregulated ( 12 vDC Nominal )
Current	250 mA
Power Consumption	3.0 watts
Power Connector	5.5mm x 9.5mm x 2.1mm barrel socket
<b>Power Adapter</b>	
Universal AC/DC Adapter	100-240v AC, regulated DC adapter included
<b>Indicators</b>	
Power / TST	This green LED is turned on when power is applied to the media converter. Otherwise it is off. The LED will blink when in Loopback test mode.
Fiber link on / Receive activity (LKF)	This green LED is operational only when power is applied. The LED is on when the 1000Base-X link is on and flashes with a 50% duty cycle when data is received. The LED will slow blink when the 1000Base-X interface has been taken down as a result of a fault on the 1000Base-T interface.

---

Copper link on / Receive activity (LKC)	This green LED is operational only when power is applied. The LED is on when the 1000Base-T link is on and flashes with a 50% duty cycle when data is received. The LED will slow blink when the 1000Base-T interface has been taken down as a result of a fault on the 1000Base-T interface.
---	---

---

### Switches - accessible through a side opening in the chassis

---

Auto-Negotiation	<p><i>Enabled (Default - Up)</i> - In this mode the 1000Base-X and the 1000Base-T will negotiate to the HCD of the two link partners. The 1000Base-X will link up after the negotiation is completed and the 1000Base-T has linked up.</p> <p><i>Disabled</i> - The 1000Base-X will not use auto negotiation. The 1000Base-T will negotiate to the HCD of the Switch settings and the link partner.</p>
------------------	---

---

Link Mode	<p>Link Mode provides a transparency to the state of the copper link allowing for simplified trouble shooting from the devices connected to the media converter.</p> <p><i>Normal (Default - Up)</i> With Fiber Auto Negotiation enabled when the 1000Base-T link goes down the 1000Base-X link is brought down. The 1000Base-X link will advertise Remote Fault (Link Fault).</p> <p>With Fiber Auto Negotiation disabled the state of the 1000Base-T link has no effect on the 1000Base-X link.</p> <p><i>Smart Link Pass Through (Down)</i> With Fiber Auto Negotiation enabled the behavior is as follows. When the 1000Base-T link goes down the 1000Base-X link is brought down. The 1000Base-X link will advertise Remote Fault (Link Fault). When Remote Fault (Link Fault) is received on the 1000Base-X interface the 1000Base-T transmitter will be turned off. When the 1000Base-T receiver is off the 1000Base-X transmitter will be turned off. When the 1000Base-X receiver goes off the 1000Base-T transmitter will be turned off.</p> <p>With Fiber Auto-Negotiation disabled the behavior is as follows. When the 1000Base-T receiver is off the 1000Base-X transmitter will be turned off. When the 1000Base-X receiver goes off the 1000Base-T transmitter will be turned off.</p>
-----------	--

---

Pause	<p>When Fiber Auto Negotiation is disabled Pause should only be enabled when all devices connected to the media converter support pause.</p> <p><i>Enabled(Default)</i> - The Media converter will advertise Pause capable, Asymmetric pause not needed during Auto-Negotiation.</p> <p><i>Disabled</i> - The Media converter will advertise that it does not have Pause capability during Auto-Negotiation.</p>
-------	--

---

---

Fiber Fault Alert	<p>The Fiber Fault Alert switch has meaning when Auto-Negotiation is disabled</p> <p><i>Enabled (Default - Up)</i></p> <p>When the 1000Base-X receiver is off the 1000Base-X transmitter is turned off. Periodically the 1000Base-X receiver will be turned on for a short period to allow the condition to clear if the 1000Base-X link partner is using a similar feature.</p> <p><i>Disabled (Down)</i></p>
-------------------	--

---

Duplex	<p><i>Full (Default-Up)</i> - The media converter will advertise Full Duplex Capable, Half Duplex Capable.</p> <p><i>AUTO (Down)</i> -The Media converter will advertise Full Duplex Not Capable, Half Duplex Capable.</p>
--------	--

---

Remote Loopback	<p>The media converter can perform a loopback on the 1000Base-X fiber interface.</p> <p><i>Disabled (Default - Up)</i></p> <p><i>Enabled</i> - The 1000Base-X receiver is looped to the 1000Base-X transmitter. The 1000Base-T transmitter is taken off the interface.</p>
-----------------	--

---

### Connectors

---

1000Base-T	RJ45 connector, 4 pair CAT5 UTP cable or better
Magnetic Isolation	1.5kv

---

### Packet Transmission Characteristics

---

Bit Error Rate (BER)	$<10^{-12}$
----------------------	-------------

---

### Environmental Specifications

---

Operating Temperature	0° C to 50° C (32° F to 122° F)
Storage Temperature	minimum range of -25° C to 70° C (-13° F to 158° F)
Operating Humidity	5% to 90% non-condensing
Storage Humidity	5% to 95% non-condensing
Operating Altitude	Up to 3,048 meters (10,000 feet)
Heat Output ( BTU/HR )	10.2

---

MTBF (Hours)*	Without power adaptor: 609,000 With power adaptor: 337,000
Chassis	Metal with an IP20 ingress protection rating
<b>Mounting</b>	
Din Rail Kit	Optional
Wall / Rack Mount Kit	Optional
<b>Product Weight and Dimensions</b>	
Weight	0.3 kg, 0.66 lbs
Dimensions	120 x 80 x 26 mm, 4.7 x 3.1 x 1.0 inches
<b>Packaging</b>	
Shipping Weight	0.55 kg, 1.2 lbs
Shipping Dimensions	170 x 280 x 70 mm, 6.7 x 10.2 x 2.8 inches
<b>Regulatory Approvals</b>	
Emissions	FCC Part 15 Class A, EN55022 Class A  CISPR 22 Class A CISPR 32:2015/EN 55032:2015 (Class A) CISPR 24:2010/EN 55024:2010  EN61000-3-2
Immunity	EN55024
Electrical Safety	UL 60950-1  IEC 60950-1(ed 2); am1, am2 EN 60950-1:2006+A11:2009+A1:2010+A12:2011+A2:2013  CE
Laser Safety	EN 60825-1:2007  Fiber optic transmitters on this device meet Class 1 Laser safety requirements per IEC-60825 FDA/CDRH standards and comply with 21CFR1040.10 and 21CFR1040.11.
Environmental	<u>Reach, RoHS and WEEE Compliant</u>
Other	ECCN: 5A991  HTSUS Number: 8517.62.0020

\*Calculation model based on MIL-HDBK-217-FN2 @ 30 °C

### Extend between two TP Gigabit Switches

---

#### Extend the network distance between two twisted pair Gigabit Switches

Two Gigabit Ethernet Media Converters can extend the distance between 1000Base-T Switches across a fiber link up to 120Km in length.



---

### Switch to Gigabit Server

---

#### Extend the network distance between a Gigabit Switch and a Gigabit File Server

Two Gigabit Ethernet Media Converters can extend the distance between a 1000Base-T Switch and a Gigabit File Server across a fiber link up to 120Km in length.



---

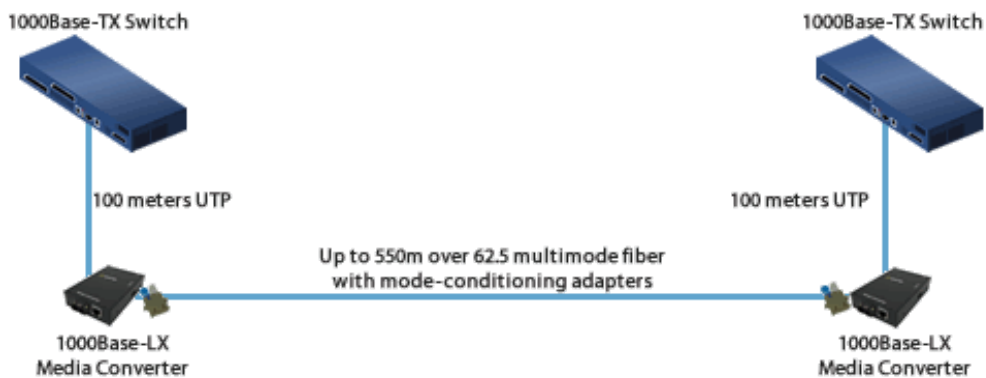
### Gigabit Mode-Conditioning Adapters - More Distance

---

---

## Extend Gigabit to 550m over 62.5 micron Multimode Fiber

Gigabit across 62.5 micron MMF cable is normally limited to 275 meters. By adding mode-conditioning adapters and 1000baseLX media converters you can extend the distance up to 550 meters on MMF cable plant.

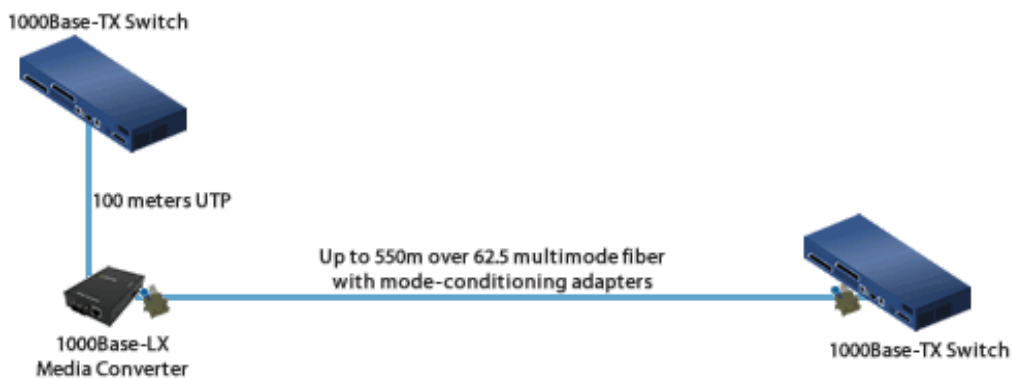


---

## Gigabit Mode-Conditioning Adapters – 1000Base-LX

### Installing Gigabit 1000Base-LX routers and switches into existing multimode cable plants

Using mode-conditioning adapters and a 1000Base-LX media converter, connect a copper based Gigabit Switch with a remote 1000base-LX switch/router over existing multimode cable plant.




---

## Single Mode / Single Fiber

---

## Connect copper ports over a single fiber strand ( also referred to as “Bi-Directional” BiDi )

When Single Strand fiber is used, a pair of Single Fiber Media Converters is needed for the copper to fiber conversion. Perle Single Fiber Media Converters are also referred to as “Up/Down” models. For example the S-1000-S1SC10U (“Up”) and S-1000-S1SC10D (“Down”), shown below, must be used in pairs. An “Up” must be matched with a “Down” peer to deal with transmit and receive frequencies separately.



### S-1000-S1SC10US-1000-S1SC10D

The majority of installations for single mode fiber media converters are of the “dual connector” or “dual fiber” type where one fiber connection is used for transmit, the other for receive. These are physically “crossed” to match up the Transmit/Receive links.

However, to reduce costs, or where there are limits on available fiber, WDM technology may be utilized. WDM uses separate transmit and receive frequencies to communicate on a single fiber strand. WDM technology relies on the fact that optical fibers can carry many wavelengths of light simultaneously without interaction between each wavelength. Thus, a single fiber can carry many separate wavelength signals or channels simultaneously.

So remember, if Single Strand fiber is used, you will need an “Up” Media Converter on one side and a “Down” Media Converter on the other for copper to fiber conversion.

Perle offers a wide variety of Single Fiber (“Up/Down”) Media Converters to connect 10BaseT, Fast Ethernet and Gigabit to single fiber. Whether you need Managed or Unmanaged, Standalone or Modular Chassis Based, 20km or 120km, Perle has the right model to meet your fiber conversion requirement.

## Select a Model to obtain a Part Number - Unmanaged Stand-alone Media Converters - Gigabit Ethernet to Fiber

Model	Connector	Type	Transmit (dBm)		Receive (dBm)		Power Budget (dBm)	Wavelength (nm)	Fiber Type	Core Size (um)	Modal Bandwidth (MHz* Km)	Operating Distance
			Min	Max	Min	Max						
<u>S-1000-M2SC05</u>	Dual SC	1000Base-SX	-9.5	-4.0	-17.0	-3.0	7.5	850	MMF	62.5	160	220 m (722 ft)
			62.5	200	275 m (902 ft)							
			50	400	500 m (1,640 ft)							
			50	500	550 m (1,804 ft)							
			50	2000	1000 m (3281 ft)							
<u>S-1000-M2LC05</u>	Dual LC	1000Base-SX	-9.5	-4.0	-17.0	-3.0	7.5	850	MMF	62.5	160	220 m (722 ft)
			62.5	200	275 m (902 ft)							
			50	400	500 m (1,640 ft)							



											50	500	550 m (1,804 ft)
											50	2000	1000 m (3281 ft)
<u>S-1000-M2ST05</u>	Dual ST	1000Base-SX	-9.5	-4.0	-17.0	-3.0	7.5	850	MMF	62.5	160	220 m (722 ft)	
										62.5	200	275 m (902 ft)	
										50	400	500 m (1,640 ft)	
										50	500	550 m (1,804 ft)	
										50	2000	1000 m (3281 ft)	
<u>S-1000-M2SC2</u>	Dual SC	1000Base-LX	-6.0	0.0	-17.0	-0.0	11	1310	MMF	62.5	160	2 km (1.2 mi)	
										50	500	1000m (3280ft)	
<u>S-1000-M2ST2</u>	Dual ST	1000Base-LX	-6.0	0.0	-17.0	-0.0	11	1310	MMF	62.5	160	2 km (1.2 mi)	
										50	500	1000m (3280ft)	
<u>S-1000-M2LC2</u>	Dual LC	1000Base-LX	-9.0	-1.0	-19.0	-1.0	10	1310	MMF	62.5	160	2 km (1.2 mi)	
										50	500	1000m (3280ft)	
<u>S-1000-S2SC10</u>	Dual SC	1000Base-LX/LH	-9.5	-3.0	-20.0	-3.0	10.5	1310	MMF*	62.5	500	550 m (1,804 ft)	
										50	400	550 m (1,804 ft)	
										50	500	550 m (1,804 ft)	
									SMF	**	-	10 km (6.2 mi)	
<u>S-1000-S2LC10</u>	Dual LC	1000Base-LX/LH	-9.5	-3.0	-20.0	-3.0	10.5	1310	MMF*	62.5	500	550 m (1,804 ft)	
										50	400	550 m (1,804 ft)	
										50	500	550 m (1,804 ft)	
									SMF	**	-	10 km (6.2 mi)	
<u>S-1000-S2ST10</u>	Dual ST	1000Base-LX/LH	-9.5	-3.0	-20.0	-3.0	10.5	1310	MMF*	62.5	500	550 m (1,804 ft)	
										50	400	550 m (1,804 ft)	
										50	500	550 m (1,804 ft)	
									SMF	**	-	10 km (6.2 mi)	
<u>S-1000-S2SC40</u>	Dual SC	1000Base-EX	-2.0	2.0	-23.0	-3.0	21.0	1310	SMF	**	-	40 km (25 mi)	
<u>S-1000-S2LC40</u>	Dual LC	1000Base-EX	-3.0	2.0	-23.0	-3.0	20.0	1310	SMF	**	-	40 km (25 mi)	
<u>S-1000-S2ST40</u>	Dual ST	1000Base-EX	-2.0	2.0	-23.0	-3.0	21.0	1310	SMF	**	-	40 km (25 mi)	
<u>S-1000-S2SC70</u>	Dual SC	1000Base-ZX	-2.0	5.0	-23.0	-3.0	21.0	1550	SMF	-	-	70 km (43 mi)	
<u>S-1000-S2LC70</u>	Dual LC	1000Base-ZX	0.0	5.0	-23.0	-3.0	23.0	1550	SMF	-	-	70 km (43 mi)	
<u>S-1000-S2ST70</u>	Dual ST	1000Base-ZX	-2.0	5.0	-23.0	-3.0	21.0	1550	SMF	-	-	70 km (43 mi)	
<u>S-1000-S2SC120</u>	Dual SC	1000Base-ZX	0.0	5.0	-32.0	-9.0	32	1550	SMF	-	-	120 km (75 mi)	

<u>S-1000-S2LC120</u>	Dual LC	1000Base-ZX	0.0	5.0	-32.0	-9.0	32	1550	SMF	-	-	120 km (75 mi)
<u>S-1000-S2ST120</u>	Dual ST	1000Base-ZX	0.0	5.0	-32.0	-9.0	32	1550	SMF	-	-	120 km (75 mi)
<u>S-1000-S2SC160</u>	Dual SC	1000Base-ZX	2.0	5.0	-34.0	-9.0	36	1550	SMF	-	-	160 km (100 mi)
<u>S-1000-S2LC160</u>	Dual LC	1000Base-ZX	2.0	5.0	-34.0	-9.0	36	1550	SMF	-	-	160 km (100 mi)
<u>S-1000-S2ST160</u>	Dual ST	1000Base-ZX	2.0	5.0	-34.0	-9.0	36	1550	SMF	-	-	160 km (100 mi)

## Single Fiber Models Recommended use in pairs

Model	Connector	Type	Transmit (dBm)		Receive (dBm)		Power Budget (dBm)	Wavelength (nm)	Fiber Type	Core Size (um)	Modal Bandwidth (MHz* Km)	Operating Distance
			Min	Max	Min	Max						
<u>S-1000-M1SC05U</u>	Single SC	1000Base-BX-U	-10.0	-4.0	-17.0	-3.0	7.0	1310 / 1550	MMF	62.5	500	500 m (1,640 ft)
										50	500	500 m (1,640 ft)
<u>S-1000-M1SC05D</u>	Single SC	1000Base-BX-D	-10.0	-4.0	-17.0	-3.0	7.0	1550 / 1310	MMF	62.5	500	500 m (1,640 ft)
										50	500	500 m (1,640 ft)
<u>S-1000-S1SC10U</u>	Single SC	1000Base-BX-U	-9.0	-3.0	-20.0	-3.0	11.0	1310 / 1490	SMF	**	-	10 km (6.2 mi)
<u>S-1000-S1SC10D</u>	Single SC	1000Base-BX-D	-9.0	-3.0	-20.0	-3.0	11.0	1490 / 1310	SMF	**	-	10 km (6.2 mi)
<u>S-1000-S1SC20U</u>	Single SC	1000Base-BX-U	-8.0	-3.0	-22.0	-3.0	14.0	1310 / 1490	SMF	**	-	20 km (12.4 mi)
<u>S-1000-S1SC20D</u>	Single SC	1000Base-BX-D	-8.0	-3.0	-22.0	-3.0	14.0	1490 / 1310	SMF	**	-	20 km (12.4 mi)
<u>S-1000-S1SC40U</u>	Single SC	1000Base-BX-U	-3.0	2.0	-23.0	-3.0	20.0	1310 / 1490	SMF	**	-	40 km (25 mi)
<u>S-1000-S1SC40D</u>	Single SC	1000Base-BX-D	-3.0	2.0	-23.0	-3.0	20.0	1490 / 1310	SMF	**	-	40 km (25 mi)
<u>S-1000-S1SC80U</u>	Single SC	1000Base-BX-U	-2.0	3.0	-26.0	-3.0	24.0	1510 / 1590	SMF	-	-	80 km (50 mi)
<u>S-1000-S1SC80D</u>	Single SC	1000Base-BX-D	-2.0	3.0	-26.0	-3.0	24.0	1590 / 1510	SMF	-	-	80 km (50 mi)
<u>S-1000-S1SC120U</u>	Single SC	1000Base-BX-U	-3.0	2.0	-34.0	-9.0	31	1510 / 1590	SMF	-	-	120 km (75 mi)
<u>S-1000-S1SC120D</u>	Single SC	1000Base-BX-D	-3.0	2.0	-34.0	-9.0	31	1590 / 1510	SMF	-	-	120 km (75 mi)

The minimum fiber cable distance for all converters listed is 2 meters.

\*A mode-conditioning adapter as specified by the IEEE standard, is required regardless of the span length. Note how the mode conditioning adapter for 62.5-um fibers has a different specification from the mode-conditioning adapter for 50-um fibers.

\*\*ITU-T G.652 SMF as specified by the IEEE 802.3z standard.

## Media Converter Accessories

4 DIN Rail Mount Bkt    DIN Rail Mounting Kit

MCSM                      Standalone media converter wall mount bracket

